

Mercury 310 Controller Firmware Release: h7.02

SUBJECT: New Mercury 310 Controller Firmware Release h7.02

DATE: 05/2024

OPERATORS: All operators using the Mercury 310 Controller

FIELD PROGRAMMING DEVICE: USB flash drive

FILENAME: Mercury310update_H7_02.bin

IMPACT: New features and fixes.

IMPORTANT NOTICE!

A factory reset is performed automatically on startup after updating the firmware from older firmware!

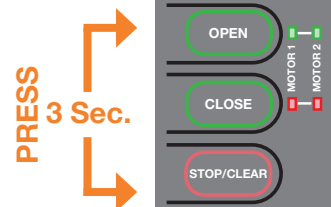
NEW FEATURES:

- **Vanguard motor support.**
- **10K non-contact (photocell) sensor support – new default setting.**
Previous versions/builds assumed all 10K sensors to be contact (edge) sensors, but h7.02 allows the detection of two sensor types:
 - 10K Photocell (non-contact) sensor (default)
 - 10K Edge (contact) sensor

Do the following to set type of external entrapment sensors installed in the open and closed direction:

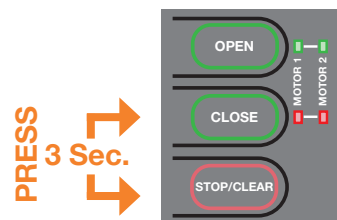
To Change OPEN Sensor Type:

- Press/hold the **OPEN** and **STOP** buttons simultaneously for **3 seconds**.
- Display shows “**nC**” for 5 seconds to indicate **non-contact** photocell sensor type. Release to select.
- Display shows “**CO**” for 5 seconds to indicate **contact** edge sensor type. Release to select.



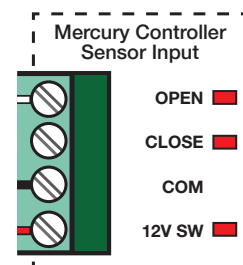
To Change CLOSE Sensor Type:

- Press/hold the **CLOSE** and **STOP** buttons simultaneously for **3 seconds**.
- Display shows “**nC**” for 5 seconds to indicate **non-contact** photocell sensor type. Release to select.
- Display shows “**CO**” for 5 seconds to indicate **contact** edge sensor type. Release to select.



Sensor LED Function

Sensor State	Sensor Type	
	Photocell (Non-Contact)	Edge (Contact)
Sensor not registered	LED Off	LED Off
Sensor registered and not active	LED On	LED Off
Sensor active	LED Flashes	LED ON
Sensor removed or missing	LED Flashes	LED Flashes



FIXED ISSUES:

Fixed BlueBus sensors not being detected.

LINKS:

Download firmware from <https://support.hysecurity.com/hc/en-us/categories/360003202873-Software>. For update instructions, refer to page 44 of the Mercury 310 Installation and Programming Manual (<https://support.hysecurity.com/hc/en-us/articles/4404808203927-Mercury-310-Installation-and-Programming-Manual>).